

# [www.youth-trapshooting.com](http://www.youth-trapshooting.com)

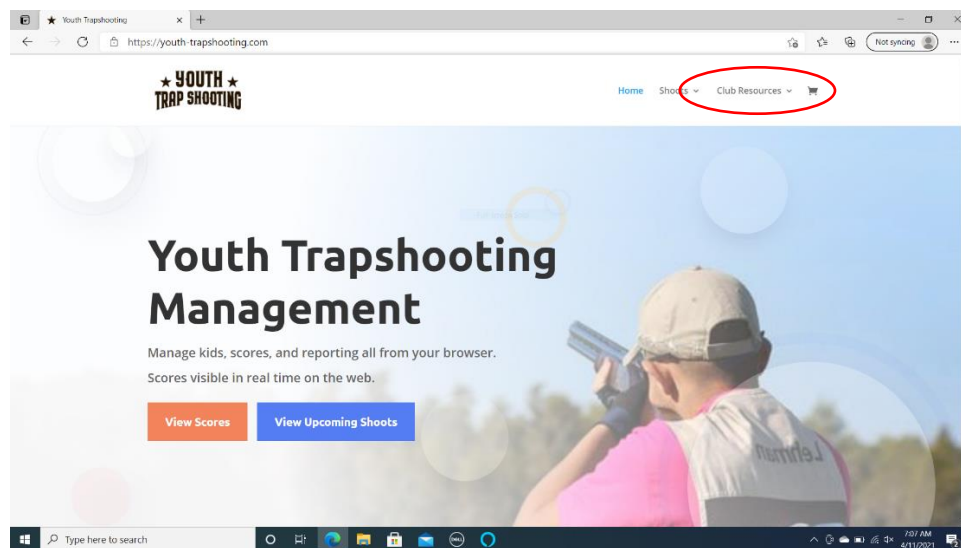
## How to register

[www.youth-trapshooting.com](http://www.youth-trapshooting.com) is an online registration site for youth trapshooting events.

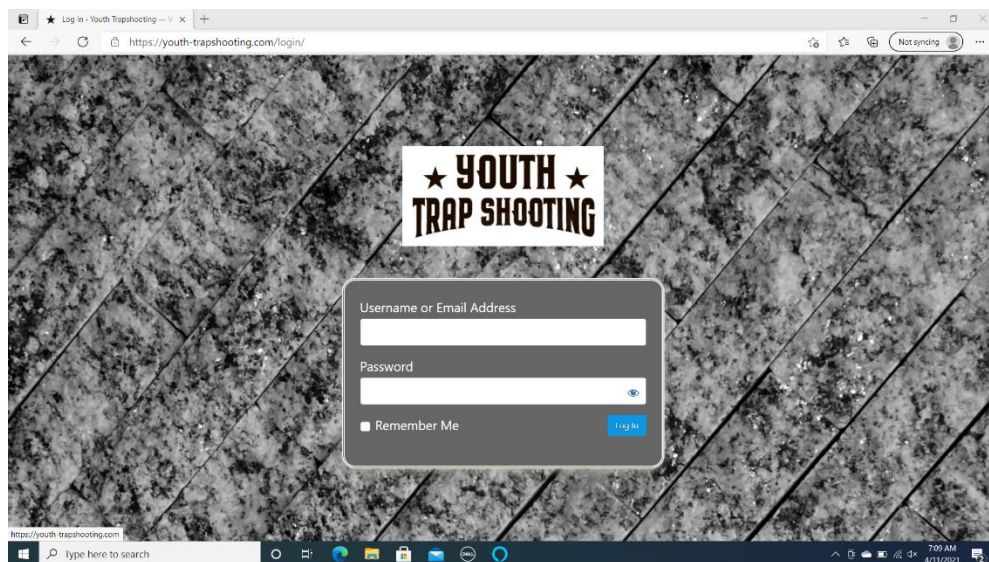
If you do not have an account you will need to email [dave@hartshooting.com](mailto:dave@hartshooting.com) to receive an invitation email to register. The email will come from the registration site with a link to follow for registration. The system has a 2-step authorization process at this time for new coaches. After setting up an account the Admin will need to give you access to each individual shoot. This could take up to 24 hours.

The following steps outline how to register shooters for upcoming events after your account has been approved.

1. Under the Club Resources tab select "Login"



2. Login with your email and password.



## How to register

- After login you will be taken to the Manage page. From here you can “Request Access to a Shoot” and can manage shoots you already have access to.

Coach | Youth Trapshooting

https://youth-trapshooting.com/manage/coach/

Home Shoots Club Resources Manage

Show 10 entries Search:

Name	Shoot Date	Starting Time	Open Flights	Open Squads	Total Targets	Open
2021 MYSSA Spring Break-em @MTA	Apr 03, 2021	9:00:00 AM	5	42 open out of 94	100	Manage
2021 PAUL LARSEN MEMORIAL HIGH SCHOOL SHOOT	Apr 17, 2021	8:00:00 AM	6	95 open out of 341	100	Manage

Showing 1 to 2 of 2 entries Previous 1 Next

Request Access to a Shoot Update Account Details

- A Coach must request access at this time for each shoot they wish to sign up for. Typically, within 24 hours the Admin will allow access to the selected shoot.

Request Access | Youth Trapshooting

https://youth-trapshooting.com/manage/coach/request-access/

Home Shoots Club Resources Manage

### Request Access

Dashboard / Request Access

Shoot Name	Shoot Date	
2021 PAUL LARSEN MEMORIAL HIGH SCHOOL SHOOT	04-17-2021	You are already added to this shoot.
MYSSA Spring Breakem	04-24-2021	Request Access
2021 Missouri (AIM) State Shoot Event 1 200 16\'s	06-26-2021	Request Access
2021 Missouri (AIM) State Shoot Event 2 100 HDCP	06-27-2021	Request Access
2021 Missouri (AIM) State Shoot Event 3 50 Pair Doubles	06-27-2021	Request Access
Test - Autopages	12-31-2021	Request Access
Test - Autopages	12-31-2021	Request Access

## How to register

- At this time coaches will have to check back periodically to see if they have been given access to the shoot by the Admin. Once approved, the shoot will show up on your Manage page. Select the Manage button next to the shoot you wish to sign up for.

Coach | Youth Trapshooting

https://youth-trapshooting.com/manage/coach/

★ YOUTH TRAP SHOOTING

Home Shoots Club Resources Manage

Show 10 entries Search:

Name	Shoot Date	Starting Time	Open Flights	Open Squads	Total Targets	Open
2021 MYSSA Spring Break-em @MTA	Apr 03, 2021	9:00:00 AM	5	42 open out of 94	100	Manage
2021 PAUL LARSEN MEMORIAL HIGH SCHOOL SHOOT	Apr 17, 2021	8:00:00 AM	6	95 open out of 341	100	Manage

Showing 1 to 2 of 2 entries Previous 1 Next

Request Access to a Shoot Update Account Details

- This will open the individual "Shoot Dashboard". From here you can select "Squadding".

Manage | Youth Trapshooting

https://youth-trapshooting.com/shoot/manage/?sid=20

★ YOUTH TRAP SHOOTING

Home Shoots Club Resources Manage

## Manage

Dashboard / Dashboard for 2021 PAUL LARSEN MEMORIAL HIGH SCHOOL SHOOT

### Shoot Dashboard

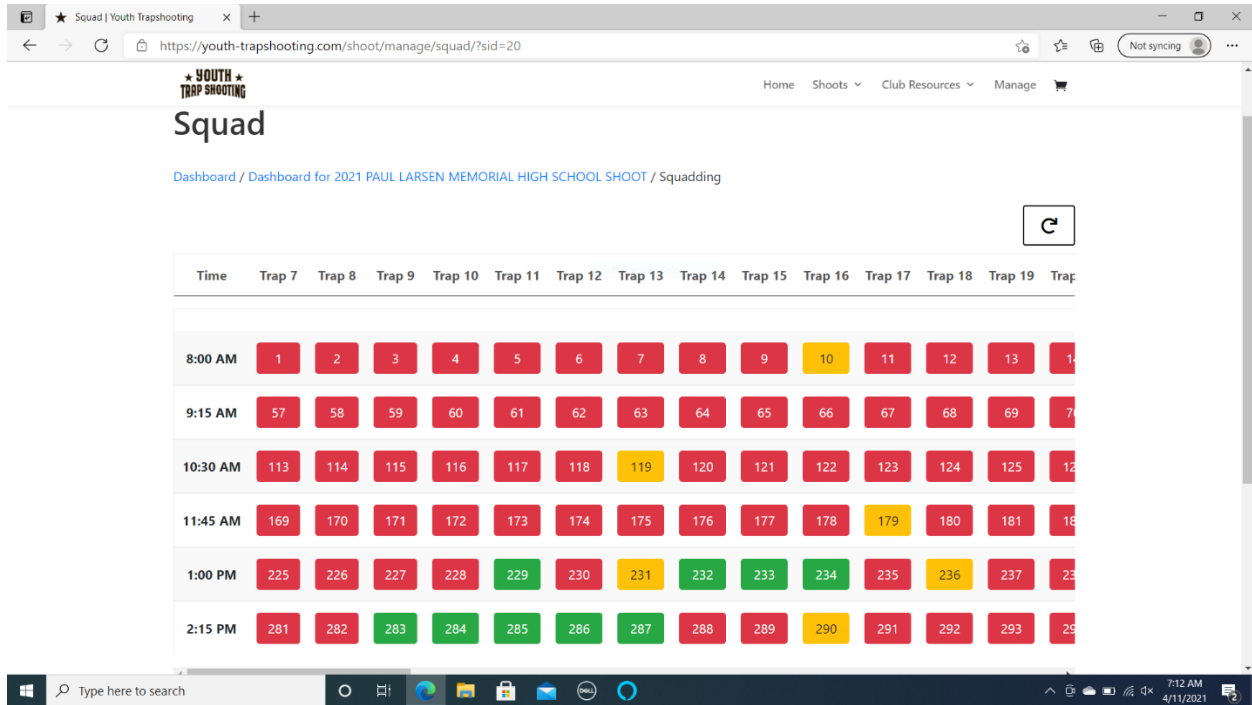
Squadding Enter Scores Pay for Shooters Team Summary

#### Club Resources

Login Register Logout

## How to register

- On the Squad page you will see the matrix for the shoot that shows Shoot Time, Trap Number, and Squad Number. The Squad buttons are color coded. Red is for Full Squads, Yellow for Squads with open posts, and Green for Empty Squads. By Clicking on the squad number, the individual Squad page will popup.



## How to register

- On the individual Squad popup you can enter a shooter by clicking on the desired post. Enter the shooter's name. If the shooter's name is already registered a warning will popup. With some shooters having the same name it is necessary to add a middle initial or a number at the end of their name. Next select the Individual Category for the shooter next to their name. If entering a full Squad you can enter a "Team Name". The "Team Category" and "Squad Name" fields will become active after 5 shooters have been entered. A "Team Category" must be selected to be eligible for team awards.

Note: This page has some know issues we are working on. If you are adding individual shooters to a squad that is not full, but becomes full with your shooters. A warning will popup after selecting "Save Changes". Ignore these warnings and press "Abort". This will close the page. Reopen the squad. Typically the shooters name will still be on the squad and they are correctly signed up.

The screenshot shows a web browser window with the URL <https://youth-trapshooting.com/shoot/manage/squad/?sid=20>. The page displays a "Squad" management interface. A modal window titled "Edit Squad 261" is open, showing the following form fields:

- Team Name:** SCHUYLER
- Team Category:** (dropdown menu)
- Squad Name:** (text input field)

Below the form is a table with 5 rows for adding shooters. Each row has columns for POST, NAME, CATEGORY, and DELETE.

POST	NAME	CATEGORY	DELETE
1	<input type="text"/>	<input type="text"/>	Delete
2	<input type="text"/>	<input type="text"/>	Delete
3	IAN HOLCOMB	FRESHMAN	Delete
4	RYAN FARRIS	SOPHOMORE	Delete
5	<input type="text"/>	<input type="text"/>	Delete

At the bottom of the modal are two buttons: "Abort" (red) and "Save changes" (blue).