

www.youth-trapshooting.com

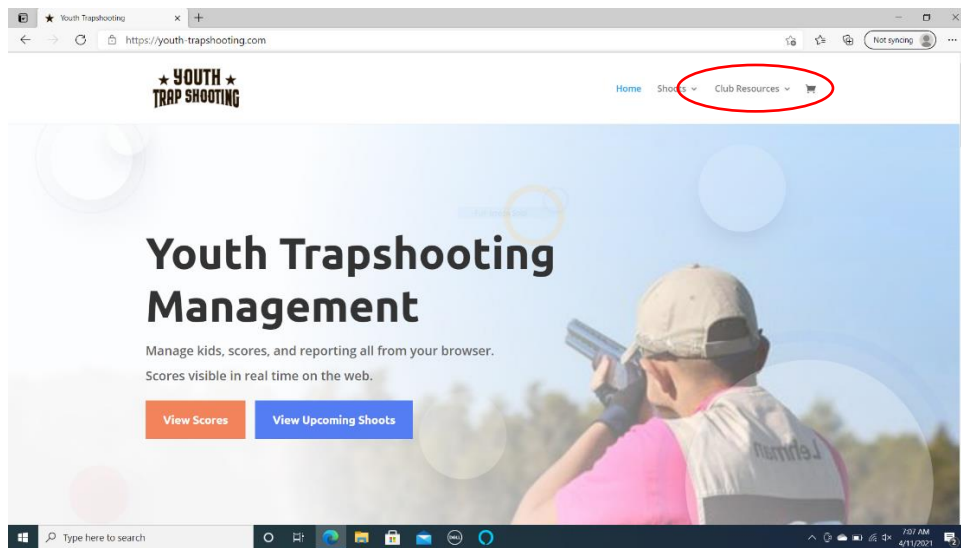
How to register

www.youth-trapshooting.com is an online registration site for youth trapshooting events.

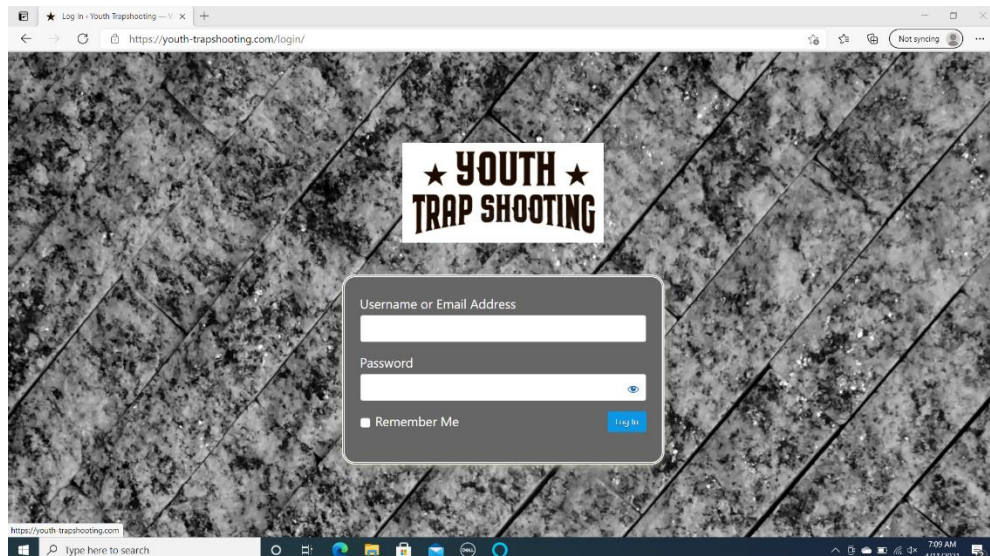
If you do not have an account setup you will need to email dave@hartshooting.com to receive an invitation email to register. The email will come from the registration site with a link to follow for registration. The system has a 2-step authorization process at this time for new coaches. After setting up an account the Admin will need to give you access to each individual shoot. This could take up to 24 hours.

The following steps outline how to register shooters for upcoming events after your account has been approved.

1. Under the Club Resources tab select "Login"

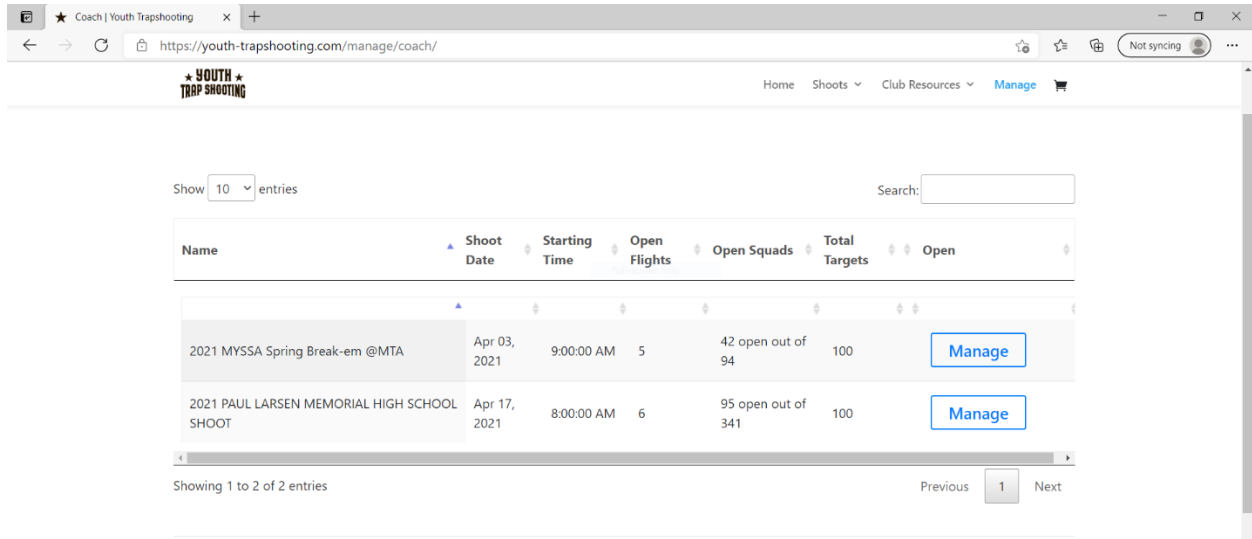


2. Login with your email and password.

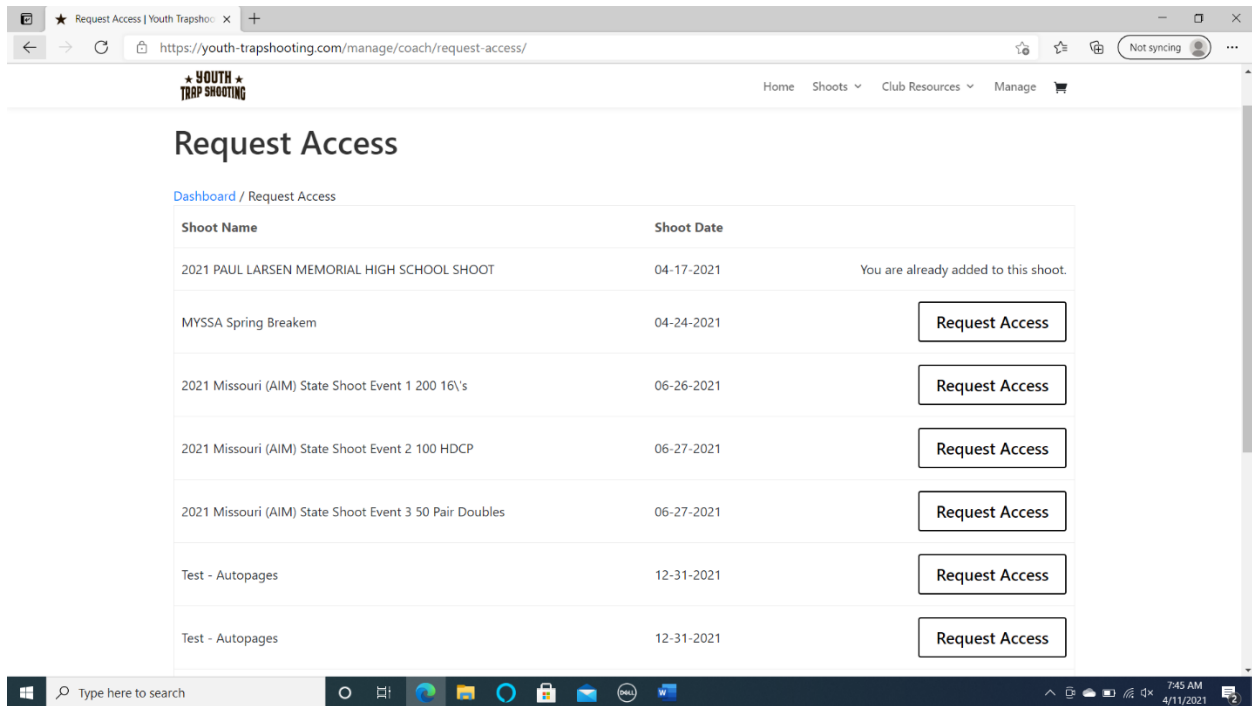


How to register

3. After login you will be taken to the Manage page. From here you can “Request Access to a Shoot” and can manage shoots you already have access to.

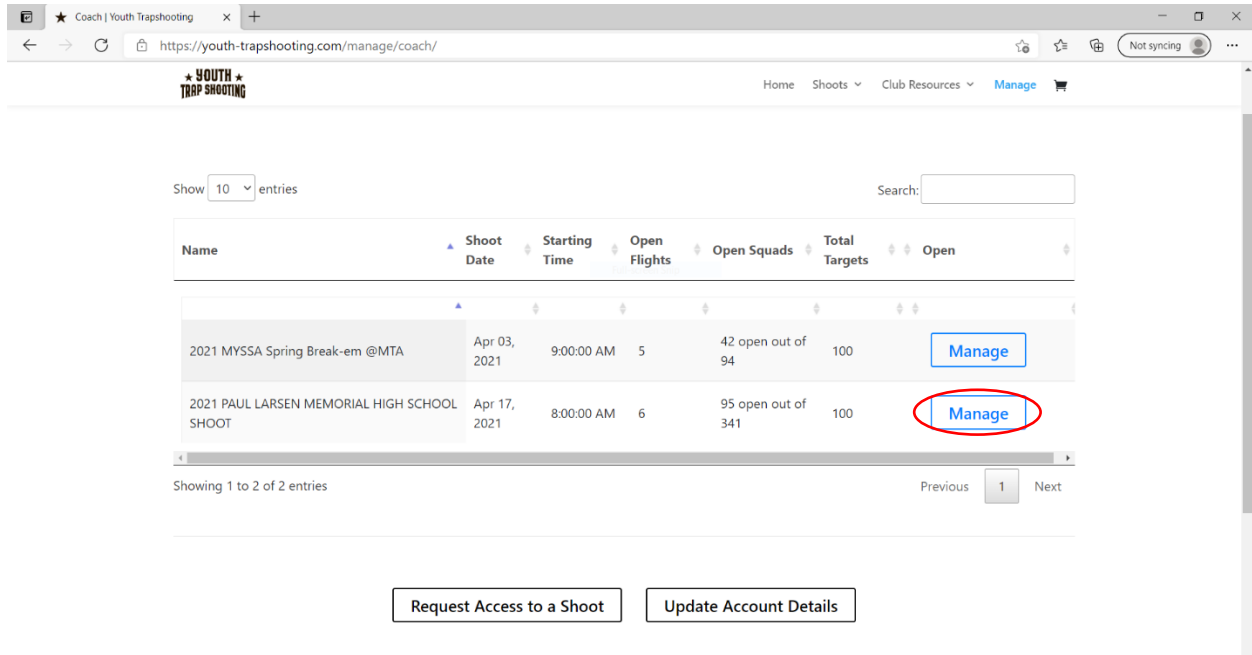


4. A Coach must request access at this time for each shoot they wish to sign up for. Typically, within 24 hours the Admin will be able to allow access to the selected shoot.

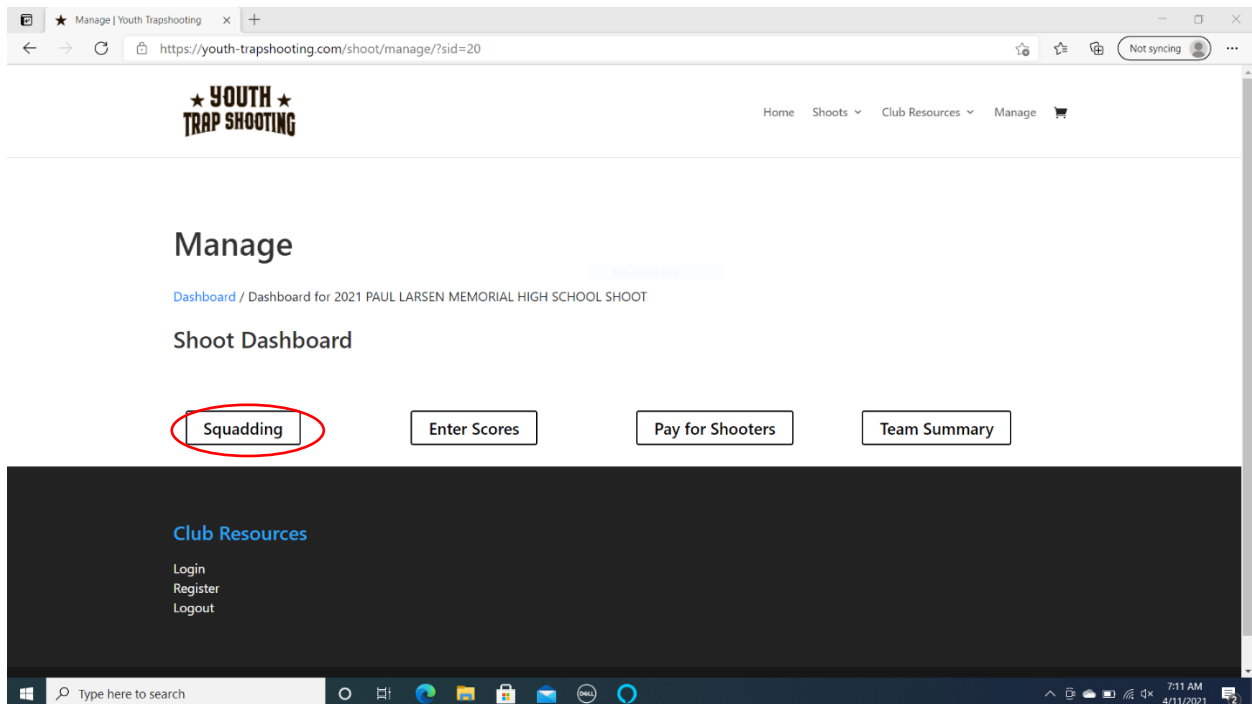


How to register

- At this time coaches will have to check back periodically to see if they have been given access to the shoot by the Admin. Once approved the shoot will show up on your Manage page. Select the Manage button next to the shoot you wish to sign up for.



- This will open the individual "Shoot Dashboard". From here you can select "Squadding".



How to register

- On the Squad page you will see the matrix for the shoot. Showing Shoot Time, Trap Number, and Squad Number. The Squad buttons are color coded. Red is for Full Squads, Yellow for Squads with open post, and Green for Empty Squads. By Clicking on the squad number, the individual Squad page will popup.

The screenshot shows a web browser window displaying the 'Squad' page on the Youth Trapshooting website. The page title is 'Squad' and the URL is 'https://youth-trapshooting.com/shoot/manage/squad/?sid=20'. The page content includes a navigation menu with 'Home', 'Shoots', 'Club Resources', and 'Manage'. Below the navigation is a breadcrumb trail: 'Dashboard / Dashboard for 2021 PAUL LARSEN MEMORIAL HIGH SCHOOL SHOOT / Squadding'. A refresh button is visible in the top right corner of the main content area.

Time	Trap 7	Trap 8	Trap 9	Trap 10	Trap 11	Trap 12	Trap 13	Trap 14	Trap 15	Trap 16	Trap 17	Trap 18	Trap 19	Trap 20
8:00 AM	1	2	3	4	5	6	7	8	9	10	11	12	13	14
9:15 AM	57	58	59	60	61	62	63	64	65	66	67	68	69	70
10:30 AM	113	114	115	116	117	118	119	120	121	122	123	124	125	126
11:45 AM	169	170	171	172	173	174	175	176	177	178	179	180	181	182
1:00 PM	225	226	227	228	229	230	231	232	233	234	235	236	237	238
2:15 PM	281	282	283	284	285	286	287	288	289	290	291	292	293	294

The table displays a grid of traps and their status. The status is indicated by the color of the trap number: Red for Full Squads, Yellow for Squads with open post, and Green for Empty Squads. For example, at 8:00 AM, traps 1-9 are red, trap 10 is yellow, and traps 11-14 are red. At 1:00 PM, traps 225-228 are red, traps 229-234 are green, trap 235 is red, trap 236 is yellow, and traps 237-238 are red.

How to register

8. On the individual Squad popup you can enter a shooter by clicking on the desired post. Enter the shooters name. If the shooters name is already register a warning will popup. With some shooters having the same name it is nesacary to add a middle initial or a number at the end of their name. Next Select the Individual Category for the shooter next to their name. If entering a full Squad you can enter a "Team Name". The "Team Category" and "Squad Name" fields will become active after 5 shooters have been entered. A "Team Category" must be selected to be eligible for team awards.
 - a. This page has some know issues we are working on. If you are adding individual shooters to a squad that is not full, but becomes full with your shooters. A warnign will popup after selecting "Save Changes". Ignore these warnings and press "Abort". This will close the page. Reopen the squad. Typically the shooters name will still be on the squad and they are correctly signed up.

